

## CoC Verification Process for Applicants

### ***“For Government Organizations”***

1. Fill the application form



Maharashtra Maritime Board

CoC Verification Request

Organization Type

Government

- Select Type -

Government

Private

Organization Name

GST Number

Mobile Number

Email

Upload Request Letter  
(For Government Organizations Only)

Choose Doc...

2. Upload the request letter- Application or request letter should be on official letter head of the respective government organization.



Maharashtra Maritime Board

CoC Verification Request

Organization Type

Government

- Select Type -

Government

Private

Organization Name

GST Number

Mobile Number

Email

Upload Request Letter  
(For Government Organizations Only)


Choose Doc...

3. Press Send Request button.
4. Once application is approved and verified, an email will be sent to you on registered email address.

***\*No Fees applicable for government application***

# **“For Private Organizations”**

## 1. Fill the application form



Maharashtra Maritime Board

---

CoC Verification Request

---

Organization Type

- Select Type -

- Select Type -  
Government  
Private

Organization Name

GST Number

Mobile Number

Email

## 2. Press Send Request button. Following message and an email is sent to you.

SUCCESS : Mail sent successfully

---

Request Sent Successfully

---

Please note your CoC Verification Request Number (1034) to check the CoC Verification Request Status.

Request Number also has been sent to your registered Email id.


You will get CoC verification details on email, once your CoC Verification payment becomes successful.

Pay CoC Verification Charges of Rs. 1180/- in Maharashtra Maritime Board Bank Account provided below.

State Bank Of India  
Account number : 10996682012  
Branch : Mumbai Main  
IF S Code : SBIN0000300

Once payment is done please provide payment details to MMB by searching for your CoC Verification Request in CoC Verification Status and clicking on Payment.

## 3. For payments please click on Check CoC Request Status



Maharashtra Maritime Board

---

CoC Verification Request Status

---

Enter Registered Email

Enter CoC Verification Request Number sent on email


0

Check Status

No CoC Request found with these details

## 4. Enter Registered Email Id which is mentioned in the original form and “Request Number” which you get in auto generated email sent by system.

5. Click on Payment button on following window.



Maharashtra Maritime Board

CoC Verification Request Status

Enter Registered Email  
smkalyan78@gmail.com

Enter CoC Verification Request Number sent on email  
1034

Check Status

Request Number	Organization Type	Requested CoC No	Request Date	Organization Name	Mobile No and Email	Document	Payment Status	Request Status
1034	Private	Engine-101	14/01/2021	abc ltd GST No : 1234	Mobile No : 09594077550 Email : smkalyan78@gmail.com	NA	Details Not Provided Payment	Pending

6. Upload payment details and upload the payment slip or proof of an amount of Rs. 1180/- for a single application. You can pay the this amount to MMB on Account details mentioned in email. Payment can be done by any payment mode like Cash Deposit, Bank Transfer or transfer by any other mode. Scan and save payment slip or proof of payment which you get and upload it in this step.

CoC Payment

Payment No: 0

CoC Verification Charges: 1180

Payment Mode: - Select Payment Mode -  
Please select Payment Mode

Payment Date: dd/mm/yyyy

Payment Details:

Upload Payment Proof (If Any)  
Choose Doc...

Save

7. Following message comes after submitting payment details

SUCCESS : Payment updated successfully

8. You can check/ track the status of an application on clicking on Check CoC Request Status Button on front page of website.
9. Once application is approved and CoC is verified an email is sent to you.

**Note: Application may get rejected if CoC Number not found or incorrect or Verification Payment not done.**